

FEI™ JUMPING

EXTRACT: Article 256 Dress
Article 257 Saddlery

JUMPING RULES

27th edition, effective 1 January 2022

Updates effective 1 January 2024

Printed in Switzerland

Copyright © 2024 Fédération Equestre Internationale

Reproduction strictly reserved

Fédération Equestre Internationale

HM King Hussein I Building

Chemin de la Joliette 8

1006 Lausanne

Switzerland

t +41 21 310 47 47

f +41 21 310 47 60

e info@fei.org

<http://inside.fei.org>

FEI JUMPING RULES, 27th edition, 1 January 2022, updates effective 1 January 2024

- the Competition with the highest prize money at a CSI3* to CSI5* and CSIO1* to CSIO5* if this is not one of the Competitions listed.
- 2.1. From the year in which they reach their 12th birthday until the end of the year in which they reach their 13th birthday Athletes may take part in certain Competitions at CSI and CSIO 1* to 5* and CSIAm Category A and B Events (excluding those listed above) providing the height of obstacles in the initial round does not exceed 1.30 m.
 - 2.2. From the year in which they reach their 14th birthday until the end of the year in which they reach their 15th birthday Athletes may participate in all Competitions at CSI1* Events (excluding those listed above), and in certain Competitions at CSI2* to CSI5* and CSIO 1* to 5* Events (excluding those listed above) providing the height of obstacles in the initial round does not exceed 1.40 m.
 - 2.3. From the year in which they reach their 16th birthday, Athletes may participate in all Competitions at CSI1* and CSI2* Events (excluding those listed above). From the year in which they reach their 16th birthday until the end of the year in which they reach their 17th birthday Athletes may take part in certain Competitions at CSI3* to CSI5* and CSIO1* to CSIO5* Events (excluding those listed above).

ARTICLE 256 DRESS, PROTECTIVE HEADGEAR, ARTIFICIAL AIDS AND SALUTE

1. Dress
 - 1.1. Athletes are required to wear correct dress when appearing before spectators and are required to dress in accordance with the applicable provisions of JRs Art. 256.1, Art. 256.3 and GRs Art. 135.2 when they are competing or during the presentation of prizes.
 - 1.2. When inspecting the course, dress must be neat and tidy. In any case, riding boots, white or light fawn breeches, a long- or short-sleeved shirt and a white tie or choker must be worn. Shirts must have a white collar; long-sleeved shirts must have white cuffs.
 - 1.3. In bad weather, the Ground Jury may allow the wearing of a greatcoat or waterproof. In very warm weather, the Ground Jury may allow Athletes to ride without a jacket.
 - 1.4. It is compulsory for all persons to wear a properly fastened Protective Headgear at all times when mounted. If an Athlete chooses to remove their Headgear at any time, whether permitted or not by these rules, such removal shall always be entirely at their own risk. An Athlete who loses their Headgear or whose retention harness becomes unfastened during the course of their round must recover and replace it, or in the case of the retention harness becoming unfastened must refasten it. In such case, the Athlete will not be penalised for halting to retrieve their Headgear and/or refasten the retention harness, but the clock will not be stopped. An Athlete who jumps or attempts to jump an obstacle with a retention harness incorrectly fastened or not fastened will be eliminated unless the circumstances rendered it unsafe for the Athlete to stop immediately in order to refasten the harness (e.g. if the harness becomes unfastened in the middle of a combination or one or two strides before the obstacle in question). As an exception to this rule Senior Athletes may remove their Headgear while accepting prizes, during the playing of the National anthem and any other ceremonial protocol.
 - 1.5. Civilians are required to wear the uniform or clothing approved by their NF, a jacket, white or light fawn breeches, black or brown boots. Other dark coloured boots may be approved at the discretion of the FEI; boots may have one contrasting colour only, around the top, heel and/or toe. Boots must have a heel. Shirts may have long or short sleeves and must have a white collar; long-sleeved shirts must have white cuffs. A white tie or choker must be worn. Competition jackets may be any colour and must have outward facing buttons. If the jacket has a collar it must be a lapel collar which may be the same colour as the jacket or a different colour. Jackets without a collar are allowed providing the shirt collar and tie are visible when the jacket is closed. If a jacket is not worn (refer to Art. 256.1.3 for exceptions due to weather), shirts must have sleeves; either short or long sleeves are permitted.
 - 1.6. Members of the armed services, police and gendarmerie, members and employees of military establishments and of national studs may wear civil or service dress.
 - 1.7. At the discretion of the Ground Jury, Athletes who are improperly dressed may be refused permission to take part in the Competition.
 - 1.8. Athletes shall wear the official clothing of their NF in the Nations Cup/Longines League of Nations™ Competition at CSIOs and in all stages of competition (team and individual) at Regional, Continental and World Championships and, subject to the approval of each relevant national Olympic Committee, during the Competitions at Olympic and Regional Games. Should an NF not have official clothing, the Athlete(s) of such NF shall be entitled to dress in accordance with JRs Art. 256.1.5 or 256.1.6, as applicable, subject to the provisions of JRs Art. 256.3.

Black, red, navy and green jackets with collars of the same colour cannot be registered as the official jacket of any NF.

Team member jackets must be the same colour (the collar may be the same colour as the jacket or a different colour). Athletes not complying with this rule will be fined with CHF 1'000 (one thousand Swiss Francs) by the Ground Jury. In addition, the Athlete will be requested to leave the arena and will not be permitted to return until the jacket complies with the rules for participation.
 - 1.9. Disputes about colours are to be referred to the FEI Secretary General whose decision is final.
 - 1.10. Earphones and/or electronic communication devices may never be worn during FEI Jumping Competitions. For the avoidance of any doubt, Athletes, grooms or any other person may wear one earphone at any other time while mounted.
 - 1.11. Spurs
 - 1.11.1. Anywhere within the grounds of the Event, the Athlete when mounted may wear only one spur on each boot.

FEI JUMPING RULES, 27th edition, 1 January 2022, updates effective 1 January 2024

1.11.2. Rowel spurs, that is spurs with a notched or serrated rotating disc, are not authorised anywhere within the grounds of international Jumping Events; spurs with a rotating disc that is not notched or serrated are allowed.

1.12 Whip

1.12.1. Anywhere within the grounds of the Event, the Athlete when mounted may carry only one whip.

1.12.2. Athletes are allowed to use a dressage whip when working on the flat but are strictly forbidden to use or carry a whip which is weighed down at the end at any time, or to carry or use one which is more than 75 centimetres in length in the arena and schooling areas when riding over poles or any obstacle. No substitute for a whip may be carried.

2. Salute

2.1. In all Competitions that take place in an arena under the jurisdiction of a Ground Jury, each Athlete must salute the President of the Ground Jury as a matter of courtesy, unless the President of the Ground Jury gives other instructions. The Ground Jury may refuse to start an Athlete who has not saluted. The Ground Jury may also fine the Athlete (see JRs Art. 240.2.7). For special reasons the Ground Jury, in consultation with the OC, may decide whether or not Athletes are required to salute prior to the commencement of each Competition. The OC in agreement with the President of the Ground Jury must instruct the Athletes to salute Heads of State when present, and may do so if there is a special guest occupying the official box.

2.2. Athletes should salute during a march past parade, presentation of prizes and during the playing of anthems.

2.3. For special reasons the Ground Jury may decide that the salute is not necessary.

2.4. Athletes may not remove their Headgear when saluting. Raising the whip or lowering the head is considered an appropriate salute.

3. Advertising on Athletes and Horses (See GRs Art. 135)

3.1. At all Events, except Regional and Olympic Games under the patronage of the IOC (see Olympic Regulations for Equestrian Events at Olympic Games), Athletes may wear clothing and use equipment which identify the manufacturer, the Athlete's sponsor(s), the Athlete's team sponsor(s), the NF's sponsor(s), the Athlete's nation, and/or the Athlete himself, but only under the specific conditions set forth below:

3.1.1. Identification of a Non-Sponsor Manufacturer

3.1.1.1. While present in the Competition area and during the prize-giving ceremonies names or logos identifying a non-sponsoring manufacturer of the clothing and equipment may appear only once per item of clothing and equipment and solely on a surface area not exceeding three square centimetres (3 cm²) for clothing and equipment.

3.1.2. Identification of Sponsors

3.1.2.1. While present in the Competition area and during the prize-giving ceremonies the name and/or logo of the Athlete's sponsor(s), their team sponsor(s) and/or their NF's sponsor(s) may appear on a surface area not exceeding:

i) eighty square centimetres (80cm²) on each of the two sides of jackets or top garments at the height of breast pockets;

ii) sixteen square centimetres (16 cm²) on both sides of the shirt collar or centrally in the middle part of the collar of ladies' blouses;

iii) Civilians are allowed to wear the logo of their sponsor vertically in the middle part of their Headgear. Said logo must not be longer than 25 centimetres and wider than five centimetres.

iv) eighty square centimetres (80 cm²) (maximum 20 centimetres long, maximum four centimetres wide) only once lengthwise on the left leg of the riding breeches.

v) two hundred square centimetres (200 cm²) on each side of the saddle cloth;

vi) seventy-five square centimetres (75 cm²) for the logo on ear hoods.

3.1.2.2. The OC may display the name and/or logo of a Competition and/or Event sponsor(s) on members of the OC crew present in the competition area, as well as on stable rugs when they are in the Competition area and during the prize-giving ceremonies at all FEI Events. The size of name and/or logo on Athlete's number shall not exceed 100 cm².

3.1.3. Athlete's National Identification

3.1.3.1. While present in the Competition area and during the prize-giving ceremonies the name or logo of the Athlete's nation, its national symbol and/or its national flag, and/or the Athlete's NF logo or name may appear on a surface area not exceeding:

(i) a reasonable size on each of the two sides of jackets or top garments, at the height of breast pockets, and on the collar;

(ii) either two hundred square centimetres (200 cm²) on one arm of jackets or top garment or one hundred square centimetres (100 cm²) on each arm of jackets or top garments.

(iii) vertically in the middle part of the Headgear (see specifications JRs Art. 256.3.1.2.1.iii)

(iv) eighty square centimetres (80 cm²) (maximum 20 centimetres long, maximum four centimetres wide) only once lengthwise on the left leg of the riding breeches.

(v) 200 cm² on each side of the saddle cloth

(vi) seventy-five square centimetres (75 cm²) for the logo on ear hoods.

In any case, the Athlete's national identification may be combined in the same surface area with the name and/or logo of the Athlete's sponsor(s), their team sponsor(s) and/or the NF's sponsor(s) as long as their presence and visibility are in compliance with the surface areas mentioned in Art. 3.1.2.1 and 3.1.3.1.

FEI JUMPING RULES, 27th edition, 1 January 2022, updates effective 1 January 2024

In addition to the above, the Athlete's national flag or the official three letter IOC abbreviation for the nation, may appear on the back of the Athlete's jacket, centred between the shoulders. The top of the flag, respectively the three letter abbreviation, must be placed 4 cm below the collar. The flag may not be more than 25 cm wide, with a height in proportion to the width; the three letter IOC abbreviation must appear in standard IOC typeface and not exceed a height of 8 cm.

3.1.4. Athlete's Name

3.1.4.1. While present in the Competition area and during the prize-giving ceremonies the Athlete's name may appear on a surface area not exceeding 80 cm² (maximum 20 centimetres long, maximum four centimetres wide) only once lengthwise on the left leg of the riding breeches;

3.2. Unless otherwise specified in this article, no advertisement or publicity is permitted on any Athlete, Official, Horse, or riding equipment while present in any Competition area or during the performance. However, Athletes inspecting the course may wear the logo of their sponsor, their team sponsor(s), and/or of their NF's sponsor(s) and/or their nationality within a frame not exceeding 400 cm² (on the front and back of their top garments and within a frame not exceeding 50 cm² on head gear).

3.3. The Chief Steward is responsible for ensuring that the above provisions are respected by Athletes before entering the arena. Athletes not complying with the above will not be permitted to enter the arena during competition. An official clothing approved by an NF not complying with the requirements of this article will not be authorised by the FEI.

3.4. Advertising may appear on obstacles, and on the sides of the arena provided any applicable broadcast, internet, or similar law or agreement permits such advertising. Specifications for sponsored obstacles are covered under JRs Art. 208.3.

3.5. Unless otherwise agreed in writing by the FEI, for the purpose of this article, the Competition area shall include all areas where the Athlete is being judged or their Horse is undergoing a Horse inspection. It shall not include practice arenas.

4. Please also refer to the FEI Tack, Equipment and Dress Database or the FEI TackApp.

ARTICLE 257 SADDLERY

1. In the Competition arena

1.1. Blinkers and fly masks that cover the Horse's eyes are forbidden.

1.2. Leather, sheepskin or similar material may be used on each cheek piece of the bridle providing the material does not exceed three centimetres in diameter measured from the Horse's cheek.

1.3. Only unrestricted running martingales are allowed; no more than one martingale stopper per rein may be used. Reins may not be configured in such a way as to cause a running martingale to function as a standing martingale.

1.4. There are no restrictions on bits or nosebands. However, the Ground Jury has the right, based on veterinary advice, to forbid the use of a bit or noseband that may cause injury to the Horse.

Reins must be attached to the bit(s) or directly to the bridle. A maximum of two pairs of reins may be used. If two pairs of reins are used, one pair must be attached to the bit or directly to the bridle. Gags and hackamores are allowed.

1.5. Draw reins (running reins) are forbidden in the Competition arena except during prize giving ceremonies and march-past parades.

1.6. Failure to comply with any of the provisions listed in Art. 257.1.1 – 257.1.5 will incur elimination (see JRs Art. 241.3.21).

2. Anywhere within the grounds of the Event (restricted area) under control of the OC, the following provisions apply:

2.1. In the interests of safety, the stirrup iron and the stirrup leather (this also applies to safety stirrups) must hang freely from the bar of the saddle and the outside of the flap. The Athlete must not directly or indirectly tie any part of their body to the saddlery.

2.2. The total maximum weight of equipment allowed to be placed on a Horse's leg, front or hind (single or multiple boots, fetlock rings, etc), may not exceed 500 grams (shoe or substitute for a shoe excluded) under any circumstances, including when the equipment is wet.

2.3. For all international Jumping Competitions for Young Horses (five, six, seven and eight year old Horses):

The following criteria must be respected in relation to hind boots worn at international Young Horses Competitions:

Hind boots that have a rounded protective element on the inside only are the only type of hind boot allowed. The boot must have a maximum interior length of 16 centimetres; the width of the fastener must be at least five centimetres. Hind boots with additional protection for the pastern that extends below the rounded shell on the inside of the boot are allowed providing the protection is made of soft pliable material. The pastern protection that extends below the rounded shell on the inside is not taken into account when measuring the length of the boot (refer to FEI Jumping Stewards' Manual on the FEI website for photographs).

Boots must be designed in such a way that both sides can be bent to fit around the Horse's leg without effort. The rounded protective element of the boot must be placed around the inside of the fetlock.

The inside of the boot must be non-abrasive and smooth, that is, the surface must be even and there may not be any pressure points, i.e. there may be no pads or blocks under the lining, on the inside of the boot; for the avoidance of doubt, stitching on the inside of the protective element that attaches the inner lining to the boot, is permitted. Sheepskin linings are allowed.

Only non-elastic Velcro-type fasteners are permitted; no hooks, buckles, clips or other methods of attaching the fasteners may be used. The inside surface of the fastener that is in direct or indirect contact with the horse's skin must be non-abrasive. The fastener must be one-directional, that is, the strap must be attached directly from one side of the boot to the fastening component on the other side of the boot but must not wrap around the entire boot. The fastener may be secured with another

FEI JUMPING RULES, 27th edition, 1 January 2022, updates effective 1 January 2024

Velcro-type strap extending vertically over the fastener where it is attached to the fastening component (for examples, refer to the FEI Tack, Equipment and Dress Database or the FEI TackApp).

No additional elements may be added to or inserted in the boot itself. The use of Vet Wrap or similar lightweight bandaging material under hind boots is permitted; when possible it should be applied in the presence of the Steward. A member of the Stewarding team has the right at any time to require the VetWrap/bandaging material to be removed and re-applied in their presence.

Fetlock rings may be used for protective purposes providing they are properly adjusted and loose, and providing the total weight of equipment on the horse's leg does not exceed 500 grams under any circumstances, including when the equipment is wet (see JRs 257.2.3). Pastern bands may be used around the pastern providing they are not overtightened.

2.4 At all international Jumping Events and at all FEI World Jumping Challenge Events, only hind boots meeting the following descriptions may be used:

2.4.1 Boots as described in Art. 257.2.3.




2.4.2 Boots that have a rounded protective element on the inside only, and boots with a rounded protective element on the inside and outside, that is, double-shell boots that wrap around the back of the fetlock, are permitted providing they meet the following criteria:

All boots must be designed in such a way that both sides can be bent to fit around the Horse's leg without effort. For double-shell boots specifically, the boots must be pre-moulded to the shape of a horse's fetlock, i.e. the boot must be pre-moulded in a "U" shape, in such a way that the boot naturally wraps around the fetlock. Double shell boots that require the fastener(s) to be attached to permit the boot to wrap around the fetlock are not permitted. The boot must have a maximum length of 20 centimetres at its longest point. Hind boots with additional protection for the pastern that extends below the rounded shell on the inside of the boot or on both sides of the boot are allowed providing the protection is made of soft pliable material. The pastern protection that extends below the rounded shell on the inside is not taken into account when measuring the length of the boot (refer to the FEI Tack, Equipment and Dress Database or the FEI TackApp for instructions on how to measure the length of the boot correctly).

The rounded protective part of the boot must be placed around the fetlock (for boots with a protective element on one side only, the protective element must be placed around the inside of the fetlock).

The inside of the boot must be non-abrasive and smooth, that is, the surface must be even and there may not be any pressure points on the inside of the boot; for the avoidance of doubt, stitching on the inside of the protective element that attaches the inner lining to the boot, is permitted. Sheepskin linings are allowed.

The boot may have no more than two fasteners. Only the following types of fasteners are permitted:

<p>Velcro-type fasteners:</p> <ul style="list-style-type: none"> - Each strap must: <ul style="list-style-type: none"> o Have a Velcro or Velcro-type fastening system o Have a minimum width of 2.5 cm if there are two straps or o Have a minimum width of 5 cm if there is only one strap - For boots with a protective element only on the inside of the fetlock, straps may be elastic or non-elastic - For double-shell boots, the straps must be elastic 	
<p>Stud-type fasteners:</p> <ul style="list-style-type: none"> - Each strap must: <ul style="list-style-type: none"> o Be made of elastic o Have a minimum width of 2.5 cm o Have holes that fit over a stud on the boot 	
<p>Hook-type fasteners:</p> <ul style="list-style-type: none"> - Each strap must: <ul style="list-style-type: none"> o Be made of elastic o Have a minimum width of 2.5 cm o Have a hook at the end that fits into an "eyelet" on the boot 	

The inside surface of the fastener that is in direct or indirect contact with the horse's skin must be non-abrasive. All fasteners must be one-directional, that is, the strap must be attached directly from one side of the boot to the fastening component on the other side of the boot but must not wrap around the entire boot. Velcro-type fasteners may be secured with another Velcro-type strap extending vertically over the fastener where it is attached to the fastening component (for examples, refer to FEI Tack, Equipment and Dress Database or the FEI TackApp). No mechanism that allows the fastener to double back on itself or that allows leverage of any kind to be applied to the fastener is permitted.

No additional elements may be added to or inserted in the boot itself. The use of Vet Wrap or similar lightweight bandaging material under hind boots is permitted; when possible it should be applied in the presence of the Steward. A member of the Stewarding team has the right at any time to require the VetWrap/bandaging material to be removed and re-applied in their presence.

FEI JUMPING RULES, 27th edition, 1 January 2022, updates effective 1 January 2024

Fetlock rings may be used for protective purposes providing they are properly adjusted and loose, and providing the total weight of equipment on the horse's leg does not exceed 500 grams under any circumstances, including when the equipment is wet (see JRs 257.2.3). Pastern bands may be used around the pastern providing they are not overtightened.

- 2.5. Plastic shields that cover the horse's eyes (i.e. glasses or sunglasses for horses) are forbidden at any time when mounted or when exercising the Horse, including when lunging. They may be used in the stable area and grazing areas.
- 2.6. The use of a tongue-strap is forbidden. For the use of tongue guards, see VRs Art. 1046.5.
- 2.7. Failure to comply with any of the provisions of Art. 257.2.1 – 257.2.8 in the Competition arena will incur Elimination (see JRs Art. 241.3.21).
3. Advertising on Saddlery and Equipment
The requirements set forth in JRs Art. 256.3 apply with regard to restrictions on advertising on saddlery and equipment.
4. Please also refer to the FEI Tack, Equipment and Dress Database or the FEI TackApp.

ARTICLE 258 ACCIDENTS

1. In the event of an accident preventing either the Athlete or a Horse from finishing, both incur Elimination. If, despite an accident, the Athlete completes the round but does not leave the arena mounted, the Athlete does not incur Elimination.
2. If the Ground Jury finds that either Athlete or Horse, after an accident, is not fit to compete they must impose Elimination.